



US007309532B2

(12) **United States Patent**
Kim et al.

(10) **Patent No.:** **US 7,309,532 B2**
(45) **Date of Patent:** **Dec. 18, 2007**

(54) **CYCLOPENTAPHENANTHRENE-BASED
COMPOUND AND
ORGANOELECTROLUMINESCENT DEVICE
EMPLOYING THE SAME**

(58) **Field of Classification Search** 528/380,
528/397, 403, 417, 423; 548/420, 42, 457;
549/42, 457; 585/27

See application file for complete search history.

(75) Inventors: **Kyu-Sik Kim**, Suwon-si (KR);
Byung-Hee Sohn, Yongin-si (KR);
Lyong-Sun Pu, Suwon-si (KR);
Jhun-Mo Son, Yongin-si (KR);
Sang-Hoon Park, Seongnam-si (KR);
Ji-Hoon Lee, Daejeon-si (KR);
Woon-Jung Paek, Daejeon-si (KR)

(56) **References Cited**

U.S. PATENT DOCUMENTS

4,910,218 A * 3/1990 Bair 514/443
5,621,131 A 4/1997 Kreuder et al.
5,763,636 A 6/1998 Kreuder et al.
5,859,211 A 1/1999 Kreuder et al.
5,900,327 A 5/1999 Pei et al.

OTHER PUBLICATIONS

S. Welter, et al., "Electroluminescent Device with Reversible
Switching Between Red and Green Emission" NATURE, Jan. 2,
2003, vol. 421, pp. 54-57.

(73) Assignee: **Samsung SDI Co., Ltd.**, Suwon (KR)

* cited by examiner

(*) Notice: Subject to any disclaimer, the term of this
patent is extended or adjusted under 35
U.S.C. 154(b) by 419 days.

Primary Examiner—Milton I. Cano
Assistant Examiner—Brett A Crouse
(74) *Attorney, Agent, or Firm*—H.C. Park & Associates,
PLC

(21) Appl. No.: **10/954,302**

(22) Filed: **Oct. 1, 2004**

(57) **ABSTRACT**

(65) **Prior Publication Data**

US 2005/0106418 A1 May 19, 2005

The present invention is related to a cyclopentaphenan-
threne-based compound and an organic electroluminescence
device using the same. In particular, the cyclopentaphenan-
threne-based compound offers several advantages, including
easy processibility, high solubility, superior color purity,
color stability and thermal stability. Moreover, the cyclo-
pentaphenanthrene-based compound may be used not only
as a material for forming an organic layer of an organic
electroluminescence device, particularly, a light-emitting
layer, but also as a material of an organic pigment or
nonlinear optical substance.

(30) **Foreign Application Priority Data**

Oct. 2, 2003 (KR) 10-2003-0068613

19 Claims, 2 Drawing Sheets

(51) **Int. Cl.**

H01L 51/54 (2006.01)

C09K 11/06 (2006.01)

(52) **U.S. Cl.** **428/690**; 428/917; 313/504;
313/506; 257/40; 257/E51.026; 257/E51.027;
257/E51.028; 257/E51.049; 257/E51.05;
548/420; 548/457

FIG. 1

PL DATA

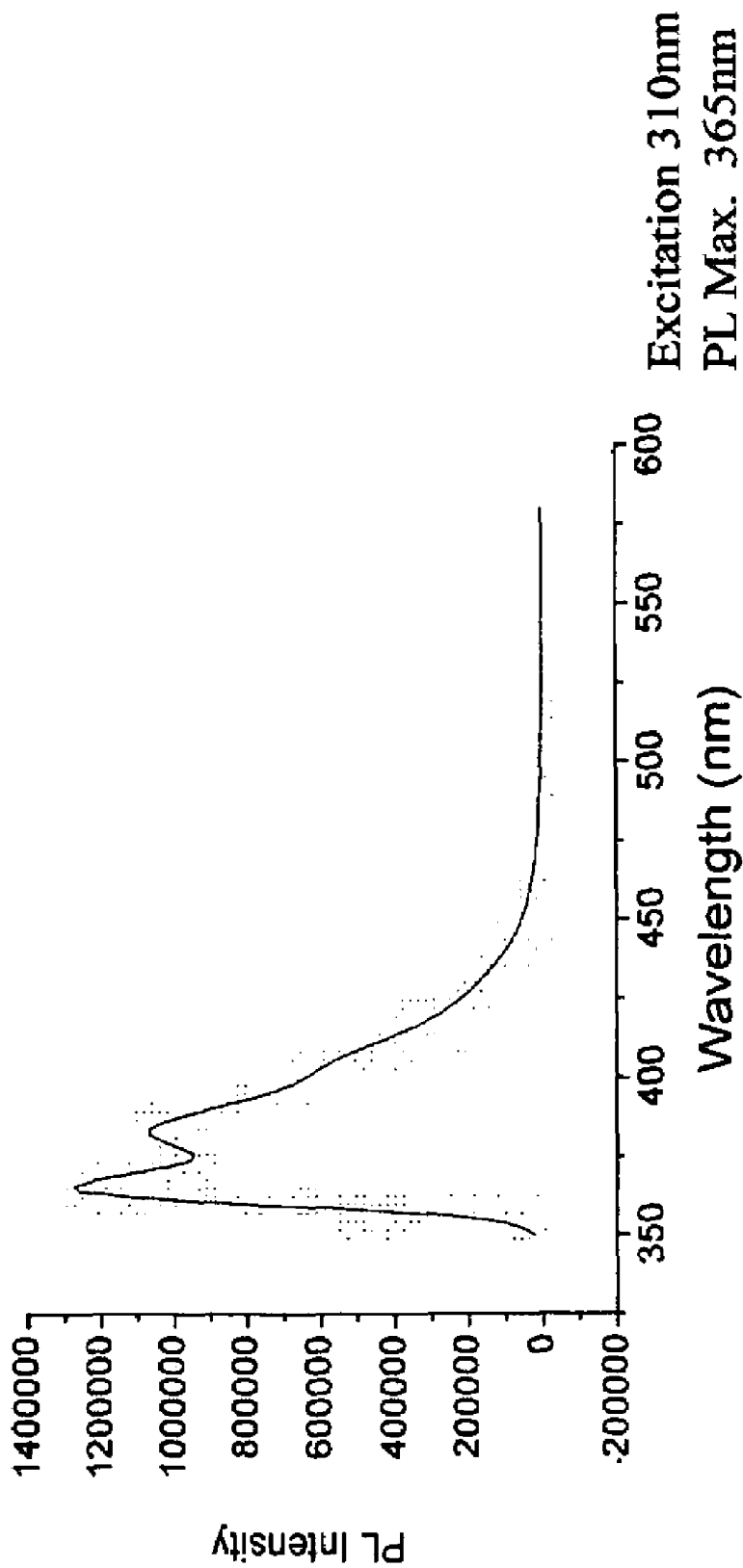
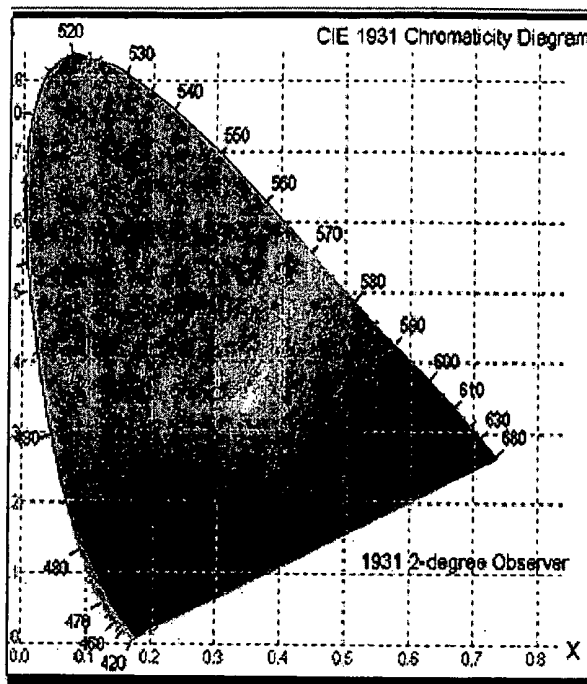


FIG. 2



Relative Sensitivity : 0.01072

x : 0.1646 y : 0.0193

Red (0.68, 0.32) Green (0.38, 0.60) Blue (0.15, 0.07)

OPTIMUM (0.16, 0.25)

**CYCLOPENTAPHENANTHRENE-BASED
COMPOUND AND
ORGANOELECTROLUMINESCENT DEVICE
EMPLOYING THE SAME**

**CROSS-REFERENCE TO RELATED
APPLICATIONS**

This application claims priority to Korean Patent Application No. 2003-68613, filed Oct. 2, 2003, in the Korean Intellectual Property Office, the disclosure of which is incorporated herein in its entirety by reference.

FIELD OF THE INVENTION

The present invention is related to a cyclopentaphenanthrene-based compound and an organic electroluminescence device using the same. More particularly, the present invention is directed to an organic layer composed of a cyclopentaphenanthrene-based compound, and an organic electroluminescence device employing the same.

BACKGROUND

In general, organic electroluminescence (EL) devices comprise an anode, an organic light emitting layer and a cathode. Within the organic light emitting layer, excitons are formed in a process called exciton formation or polaron recombination whereby oppositely charged carriers, i.e., electrons and holes, recombine. The radiative decay of the excited excitons produced by the recombination process to their ground state results in electroluminescence.

The organic light emitting layer may be formed using low molecular weight electroluminescent materials. Consequently, this will enable luminescence over a wide wavelength range from the UV region to the IR region. For example, Welter et al., 421(6918) NATURE, 54-57 (2003) describes an EL device comprising a film of a conjugated polyphenylenevinylene (PPV) polymer as the light-emitting layer. Additionally, PPV-type polymers have been developed which are soluble in an organic solvent, have high chemical stability and a high luminous efficiency.

Although poly(flourene) compounds having better performance than the PPV-type polymer as the light-emitting layer material have been developed, color purity, however, is still unsatisfactory. See U.S. Pat. No. 5,900,327. Therefore, electroluminescence materials capable of improving the color purity of EL devices are being developed. For example, U.S. Pat. Nos. 5,763,636, 5,621,131 and 5,859,211, disclose spirofluorene or a hetero atom containing spirofluorene as electroluminescence materials capable of improving the property profile of EL devices.

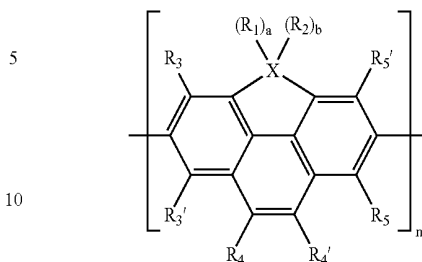
Organic electroluminescence devices manufactured using the existing light-emitting materials, however, are still required to be further improved, particularly for efficiency, color purity and the like.

SUMMARY OF THE INVENTION

The present invention is related to a cyclopentaphenanthrene-based compound having a cyclopentaphenanthrene structure, which has improved luminous efficiency, thermal stability and color purity. Furthermore, the present invention is related to an organic electroluminescence device employing the cyclopentaphenanthrene-based compound.

In one aspect of the present invention, a cyclopentaphenanthrene-based compound represented by Formula 1:

Formula 1

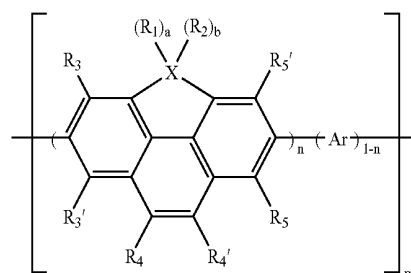


where X may be C, N, O or S: when X is C, a and b may be both 1; when X is N, one of a and b may be 0; and when X is O or S, a and b may both be 0 is provided.

Furthermore, R₁ and R₂ may each independently be a hydrogen, a substituted or unsubstituted C₁-C₃₀ alkyl, a substituted or unsubstituted C₃-C₃₀ cycloalkyl, a substituted or unsubstituted C₁-C₃₀ alkoxy, a substituted or unsubstituted C₆-C₃₀ aryl, a substituted or unsubstituted C₆-C₃₀ aryloxy, a substituted or unsubstituted C₆-C₃₀ arylalkyl, a substituted or unsubstituted C₂-C₃₀ heteroaryl, a substituted or unsubstituted C₆-C₃₀ heteroaryloxy, and a substituted or unsubstituted C₂-C₃₀ heteroaryloxy. Alternatively, R₁ and R₂ may be linked to form a saturated or unsaturated C₃-C₃₀ ring system. Additionally, R₃, R_{3'}, R₄, R_{4'}, R₅ and R_{5'} may each independently be a hydrogen, a hydroxy, a substituted or unsubstituted amino, a cyano, a halogen atom, a substituted or unsubstituted C₁-C₃₀ alkyl, a substituted or unsubstituted C₃-C₃₀ cycloalkyl, a substituted or unsubstituted C₁-C₃₀ alkoxy, a substituted or unsubstituted C₆-C₃₀ aryl, a substituted or unsubstituted C₆-C₃₀ arylalkyl, and a substituted or unsubstituted C₂-C₃₀ heteroaryl. Moreover, m may be a real number in the range of about 2 to about 5,000.

In an alternate aspect, the cyclopentaphenanthrene-based compound may further comprise an arylene (Ar) repeating unit such as represented by Formula 2 below:

Formula 2



where Ar may be a substituted or unsubstituted C₆-C₃₀ arylene, or a substituted or unsubstituted C₂-C₃₀ heteroarylene group. Furthermore, X may be C, N, O or S. Specifically, when X is C, a and b may be both 1; when X is N, one of a and b may be 0; and when X is O or S, a and b may both be 0.

Additionally, R₁ and R₂ may each independently be a hydrogen, a substituted or unsubstituted C₁-C₃₀ alkyl, a substituted or unsubstituted C₃-C₃₀ cycloalkyl, a substituted or unsubstituted C₁-C₃₀ alkoxy, a substituted or unsubstituted C₆-C₃₀ aryl, a substituted or unsubstituted C₆-C₃₀ aryloxy, a substituted or unsubstituted C₆-C₃₀ arylalkyl, a substituted or unsubstituted C₂-C₃₀ heteroaryl, a substituted

3

or unsubstituted C₆-C₃₀ heteroaryloxy, and a substituted or unsubstituted C₂-C₃₀ heteroaryloxy. Alternatively, R₁ and R₂ may be linked to form a saturated or unsaturated C₃-C₃₀ ring system. Additionally, R₃, R₃', R₄, R₄', R₅ and R₅' may each independently be a hydrogen, a hydroxy, a substituted or unsubstituted amino, a cyano, a halogen atom, a substituted or unsubstituted C₁-C₃₀ alkyl, a substituted or unsubstituted C₃-C₃₀ cycloalkyl, a substituted or unsubstituted C₁-C₃₀ alkoxy, a substituted or unsubstituted C₆-C₃₀ aryl, a substituted or unsubstituted C₆-C₃₀ arylalkyl, and a substituted or unsubstituted C₂-C₃₀ heteroary. Additionally, m may be a real number in the range of about 2 to about 5,000 and n may be a real number in the range of about 0.01 to about 1.

In a further aspect of the present invention, an organic electroluminescent device comprising an organic layer between a pair of electrodes, where the organic layer comprises the cyclopentaphenanthrene-based compound is provided.

BRIEF DESCRIPTION OF THE DRAWINGS

The above and other features and advantages of the present invention will become more apparent by describing in detail exemplary embodiments thereof with reference to the attached drawings.

FIG. 1 depicts the photoluminescence (PL) spectrum of poly(dioctylcyclopentaphenanthrene-CO-phenoxazine) according to Example 4 of the present invention.

FIG. 2 shows the color purity characteristic of poly(dioctylcyclopentaphenanthrene-CO-phenoxazine) according to Example 4 of the present invention.

DETAILED DESCRIPTION OF THE INVENTION

The present invention is directed to a cyclopentaphenanthrene-based compound represented by Formula 1. In addition, the present invention also provides a cyclopentaphenanthrene-based compound represented by Formula 2, which further comprises arylene repeating units. Referring to Formula 2, n may be defined as a mixed proportion of the cyclopentaphenanthrene repeating units comprised in the overall polymer, and 1-n may be defined as a mixed proportion of the arylene repeating units comprised in the overall polymer.

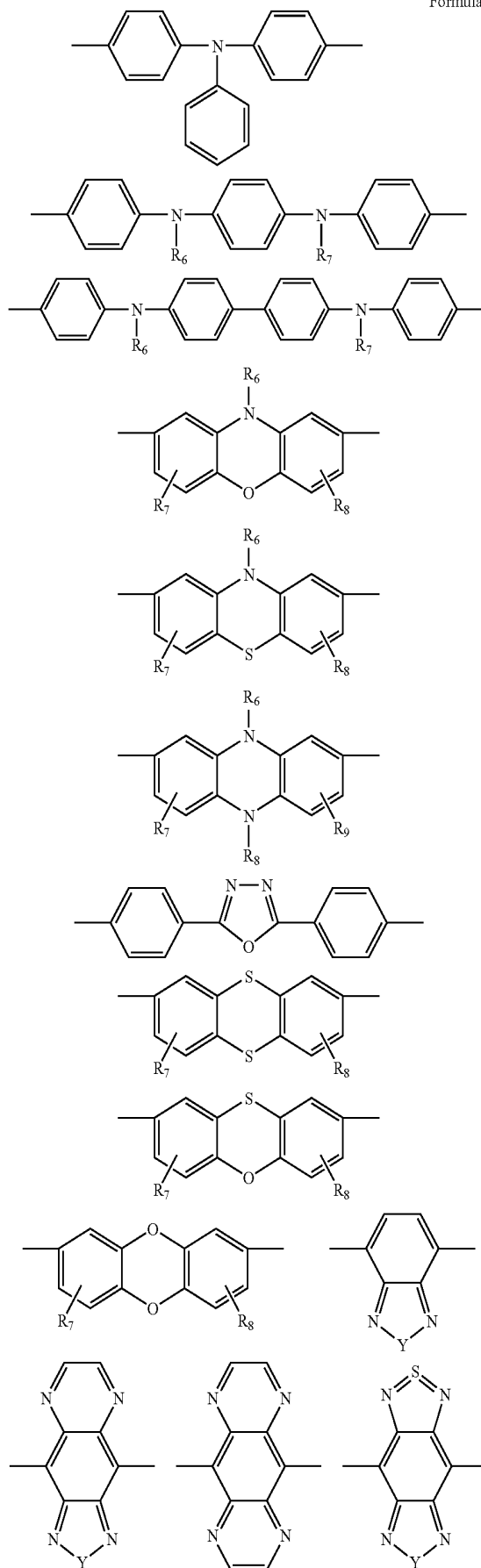
Referring to Formula 1, n may be a real number in the range of about 0.01 to about 1. Specifically, n may be a number in the range of about 0.5 to about 1. In Formula 1, when R₁ and R₂ form a ring, a C₃-C₃₀ substituted or unsubstituted ring may be formed. In this case, the ring may contain a hetero atom such as N, O or S.

According to an embodiment of the present invention, examples of the one or more substituted alkyl, cycloalkyl, alkoxy, aryl, arylalkyl, heteroaryl, amino and/or corresponding ring of Formula 1 may include, but are not limited to, a C₁-C₁₂ alkyl, C₁-C₁₂ alkoxy, halogen atom, C₁-C₁₂ lower alkylamino, hydroxy, nitro, cyano, substituted or unsubstituted amino (—NH₂, —NH(R), —N(R')(R''), where R' and R'' may each independently be a C₁-C₁₂ alkyl, a carboxyl, sulfonic acid, phosphoric acid, a C₁-C₂₀ halogenated alkyl, a C₂-C₂₀ alkenyl, a C₂-C₂₀ alkynyl, a C₁-C₂₀ heteroalkyl, a C₆-C₃₀ aryl, a C₆-C₂₀ arylalkyl, a C₂-C₂₀ heteroaryl, or a C₂-C₂₀ heteroarylalkyl group.

In a particular embodiment, the arylene (Ar) unit of Formula 1 may have a structure represented by Formula 3, as shown below. Specifically, the structure may be a phenoxazine.

4

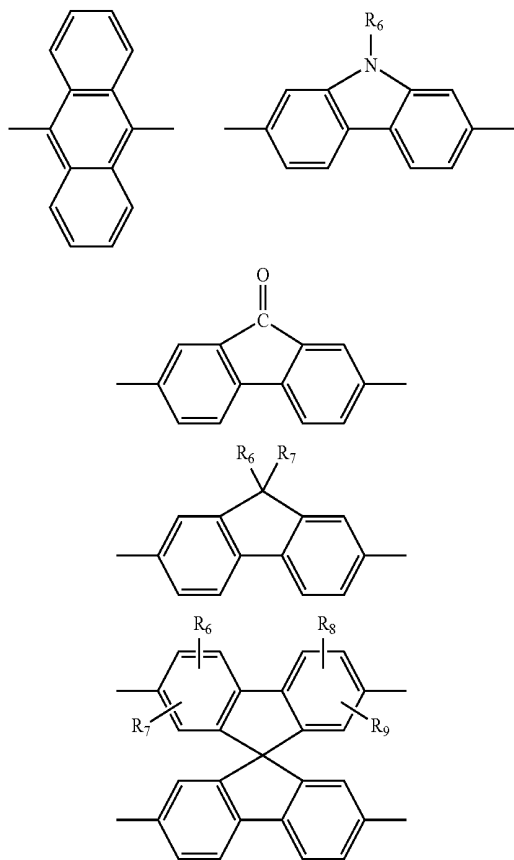
Formula 3



5

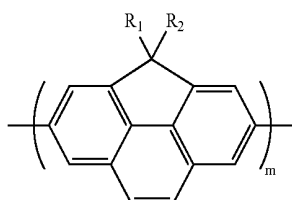
6

-continued



where Y may be O or S; R₆, R₇, R₈ and R₉ may each independently be a hydrogen, a hydroxy, a substituted or unsubstituted amino, a cyano, a halogen atom, a substituted or unsubstituted C₁-C₃₀ alkyl, substituted or unsubstituted C₃-C₃₀ cycloalkyl, a substituted or unsubstituted C₁-C₃₀ alkoxy, a substituted or unsubstituted C₆-C₃₀ aryl, or a substituted or unsubstituted C₂-C₃₀ heteroaryl group, for example.

In a further embodiment, the cyclopentaphenanthrene-based compound represented by Formula 1 may include a compound represented by Formula 6, as depicted below:



where R₁ and R₂ may each independently be a substituted or unsubstituted C₁-C₁₂ alkyl; and where m may be a real number in the range of about 2 to about 5,000.

In the cyclopentaphenanthrene-based compound represented by Formula 1, examples of the ring produced by R₁ and R₂ may include a compound represented by Formula 5, as illustrated below:

5

10

15

20

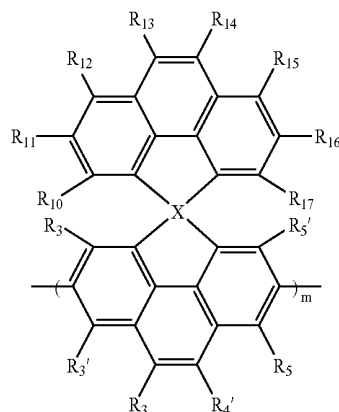
25

35

40

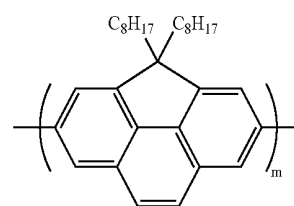
50

55



where R₃, R₄, R₅, R₃', R₄', R₅', R₁₀, R₁₁, R₁₂, R₁₃, R₁₄, R₁₅, R₁₆, and R₁₇, and m are defined as described above.

In an additional embodiment, examples of the compound represented by Formula 6 may include a compound represented by Formula 7, as shown below:



30

35

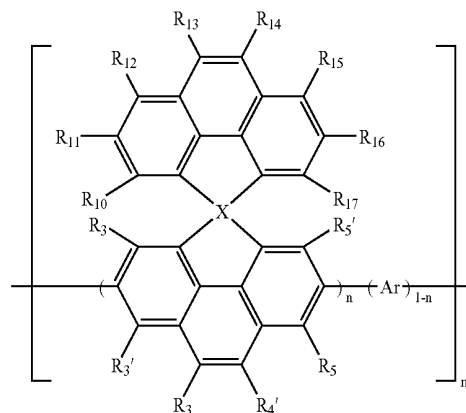
According to an embodiment of the present invention, in the cyclopentaphenanthrene-based compound represented by Formula 2, the ring produced by interconnecting R₁ and R₂ may be a compound represented by Formula 4, as shown below:

Formula 5

Formula 7

Formula 4

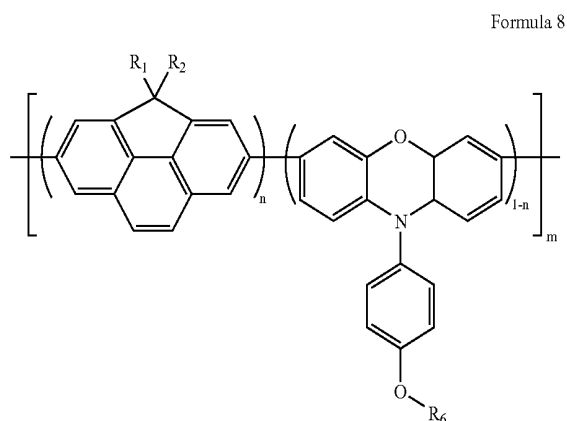
Formula 6



where Ar, R₃, R₃', R₄, R₄', R₅, R₅', X, n and m are defined as described above; and where R₁₀, R₁₁, R₁₂, R₁₃, R₁₄, R₁₅, R₁₆, and R₁₇ may each independently be a hydrogen, a hydroxy, a substituted or unsubstituted amino, a cyano, a halogen atom, a substituted or unsubstituted C₁-C₃₀ alkyl, a substituted or unsubstituted C₃-C₃₀ cycloalkyl, a substituted

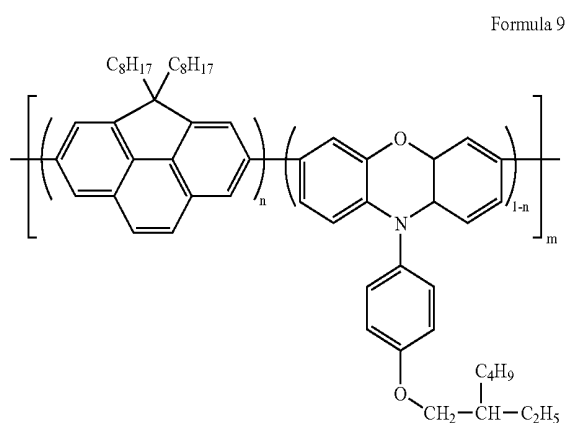
or unsubstituted C₁-C₃₀ alkoxy, a substituted or unsubstituted C₆-C₃₀ aryl, a substituted or unsubstituted C₆-C₃₀ aryloxy, a substituted or unsubstituted C₆-C₃₀ arylalkyl, a substituted or unsubstituted C₂-C₃₀ heteroaryl, or a substituted or unsubstituted C₂-C₃₀ heteroaryloxy group, for example.

Further examples of the compound represented by Formula 4 may include a compound represented by Formula 8, as illustrated below:



where R₁, R₂ and R₆ may each independently be a substituted or unsubstituted C₁-C₁₂ alkyl group; where n may be a real number in the range of about 0.01 to about 0.99; and where m may be a real number in the range of about 2 to about 5,000.

Examples of the compound represented by Formula 8 may include a compound represented by Formula 9, as shown below:



where n may be a real number in the range of about 0.01 to about 0.99; and where m may be a real number in the range of about 2 to about 5,000.

The cyclopentaphenanthrene-based compound of the present invention may offer several processing advantages, including easy processibility, high solubility, superior color purity, color stability and thermal stability. The cyclopentaphenanthrene-based compound according to the present invention may be obtained by polymerizing single substances made from novel cyclopentaphenanthrene-based compounds or spirocyclopentaphenanthrene-based compounds, or by copolymerizing the same with an arylene (Ar) monomer having a halide. The degree of polymerization of

the cyclopentaphenanthrene-based compound containing the repeating unit represented by Formula 1 may be 15 or more, and in particular, between 15 and 350. In a specific embodiment, the average molecular weight of the compound may not be less than 10,000. Moreover, the average molecular weight of the compound may be in the range of about 10,000 to about 200,000. In this case, the compound exhibits good film formability.

The organic electroluminescence device according to the present invention is manufactured by forming an organic layer, particularly a light-emitting layer, using the cyclopentaphenanthrene-based compound represented by Formula 1. The cyclopentaphenanthrene-based compound represented by Formula 1 may be used as a material for forming a light-emitting layer, particularly, a blue light-emitting material. Also, the cyclopentaphenanthrene-based compound may be used as a material for forming an organic layer such as a hole transport layer.

Specifically, the cyclopentaphenanthrene-based compound represented by Formula 1 may be present in an amount in the range of about 1 part to about 30 parts by weight based on the total weight of the material for forming the light-emitting layer. Examples of methods useful to introduce the cyclopentaphenanthrene-based compound to the light-emitting layer include vacuum deposition, sputtering, coating, ink-jet printing, and electron-beam radiation.

In particular, the thickness of the organic layer may be in a range of about 50 nm to about 100 nm. The term "organic layer" used herein refers to a layer made of an organic compound formed between a pair of electrodes in an organic electroluminescent device, for example, a light-emitting layer, an electron transport layer, a hole transport layer, and the like.

The organic electroluminescent device may have a structure such as an anode/light-emitting layer/cathode, an anode/buffer layer/light-emitting layer/cathode, an anode/hole transport layer/light-emitting layer/cathode, an anode/buffer layer/hole transport layer/light-emitting layer/cathode, an anode/buffer layer/hole transport layer/light-emitting layer/electron transport layer/cathode, and an anode/buffer layer/hole transport layer/light-emitting layer/hole blocking layer/cathode, for example.

In additional embodiments, the buffer layer may include any materials commonly used in the art, and may be, for example, copper phthalocyanine, polythiophene, polyaniline, polyacetylene, polypyrrole, polyphenylene vinylene, and derivatives thereof. The hole transport layer may include any materials commonly used in the art, and specifically may be polytriphenylamine. The electron transport layer may include any materials commonly used in the art, and in particular may be polyoxadiazole. The hole blocking layer may include any materials commonly used in the art, and specifically may be LiF, BaF₂ or MgF₂.

Hereinafter, the present invention will now be described in more detail with reference to the following Examples. These examples, however, are given for the purpose of illustration and not of limitation.

EXAMPLES

Specific Example 1

Synthesis of 4,4-dioctyl-cyclopenta[def]phenanthrene

3 g (15.76 mmol) of cyclopenta[def]phenanthrene and 7.74 ml (44.80 mmol) of octylbromide were dissolved in 300 ml of tetrahydrofuran. 94.68 ml of 1M potassium t-butoxide was slowly added dropwise thereto, heated at 50° C., stirred for 1 hour, and concentrated under reduced

9

pressure to remove tetrahydrofuran. Then, 300 ml of ethylacetate was added to the reaction mixture for extraction, and then washed with brine. The resultant product was washed once with distilled water, and an ethylacetate layer was dehydrated using $MgSO_4$, followed by filtering and concentrating under reduced pressure. The produced mixture was isolated by silica gel column chromatography (eluent: hexane), giving 4.68 g of the target product, 4,4-dioctyl-cyclopenta[def]phenanthrene, at a yield of 71.67%.

The compound was characterized using proton NMR as follows: 1H -NMR($CDCl_3$): ppm, 0.80(m, 10H, octyl), 1.07-1.25(m, 20H, octyl), 2.10-2.17(m, 4H, octyl), 7.49(m, 2H, aromatic), 7.60(m, 2H, aromatic), 7.79(m, 4H, aromatic). Additionally, the compound was characterized using mass spectroscopy as follows: Mass: 414(M+), 301, 189.

Specific Example 2

Synthesis of
4,4-dioctyl-2,6-dibromocyclopenta[def]phenanthrene

3 g (7.2 mmol.) of 4,4-dioctyl-cyclopenta[def]phenanthrene as prepared in Example 1 was added to a reaction flask and was dissolved in 50 ml of methylene chloride. Then, as the reaction was kept in the dark, a solution obtained by diluting 0.74 ml of bromine in 37 ml of methylene chloride at room temperature was slowly added dropwise to the reaction mixture. After adding dropwise, the reaction mixture was stirred for about 30 minutes and then concentrated under reduced pressure. The produced mixture was isolated by silica gel column chromatography (eluent: hexane), giving 2.17 g of the target product, 4,4-dioctyl-2,6-dibromocyclopenta[def]phenanthrene at 52.5% yield.

The compound was characterized using proton NMR as follows: 1H -NMR($CDCl_3$): ppm, 0.80(m, 10H, octyl), 1.07-1.21(m, 20H, octyl), 2.10-2.14(m, 4H, octyl), 7.35(d, 1H, aromatic), 7.53(d, 1H, aromatic), 7.65(t, H, aromatic), 7.79(d, 1H, aromatic), 7.82, 7.93(dd, 2H, aromatic). Moreover, the compound was characterized using mass spectroscopy as follows: Mass: 572(M+), 494, 381, 300, 215, 201.

Specific Example 3

Synthesis of poly(dioctylcyclopentaphenanthrene)

First, a Schlenk flask was vacuumed and refluxed with nitrogen gas several times to completely remove the moisture. Then, 480 mg (1.7 mmol) of bis(1,5-cyclooctadiene) nickel(O) and 273 mg (1.7 mmol) of 2,2'-bipyridine were charged into the Schlenk flask in a glove box. The flask was then vacuumed and refluxed several times using nitrogen gas. 4 ml of anhydrous dimethyl formamide (DMF), 0.2 ml of 1,5-cyclooctadiene (COD) and 5 ml of anhydrous toluene were then added to the flask under a nitrogen atmosphere. After the mixture was stirred at 70° C. for 30 minutes, a solution obtained by diluting 500 mg (0.873 mmol) of 4,4-dioctyl-2,6-dibromocyclopenta[def]phenanthrene as prepared in Example 2 in 8 ml of toluene was added to the reaction mixture. The reaction mixture was refluxed at 70° C. for 24 hours and cooled to room temperature.

The reactant was treated with an acid solution, e.g., a mixed solution comprising HCl, acetone and methanol in a volume ratio of 1:1:2, giving precipitates. The precipitates were purified with toluene and methanol, followed by a treatment using a soxhlet extractor, resulting in the final product at 70% yield. Using a gel permeation chromatog-

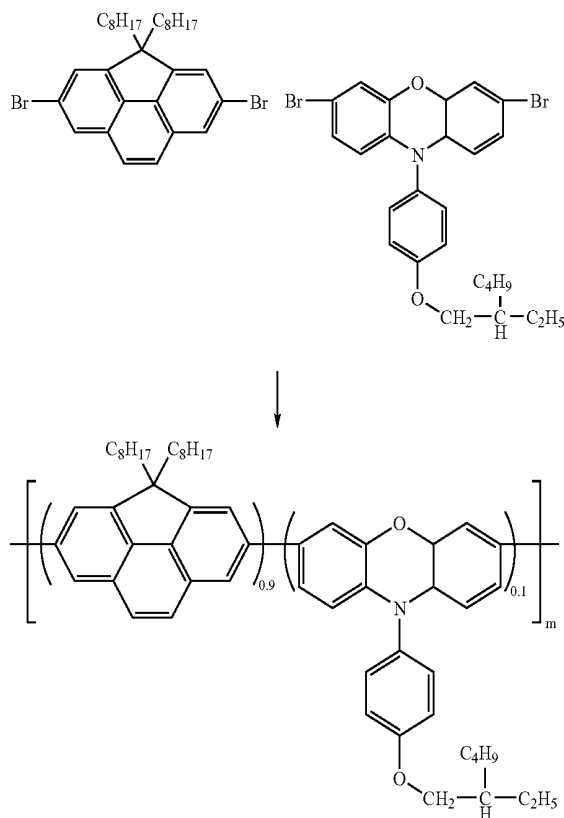
10

raphy analysis, the average molecular weight (MW) of the final product was approximately 50,000.

Specific Example 4

Synthesis of
poly(dioctylcyclopentaphenanthrene-CO-phenoxazine)
(90:10 mole ratio)

Reaction Scheme 1



A Schlenk flask was first vacuumed and refluxed with nitrogen gas several times to completely remove the moisture. Then, 534 mg (1.9 mmol) of bis(1,5-cyclooctadiene) nickel(O) and 300 mg (1.9 mmol) of 2,2'-bipyridine were charged into the Schlenk flask in a glove box, and then the flask was vacuumed and refluxed using nitrogen gas several times again. 4 ml of anhydrous dimethyl formamide (DMF), 0.2 ml of 1,5-cyclooctadiene (COD) and 8 ml of anhydrous toluene, were added to the flask under a nitrogen atmosphere. The reaction mixture was stirred at 70° C. for 30 minutes. A solution obtained by diluting 500 mg (0.9 mmol) of 4,4-dioctyl-2,6-dibromocyclopenta[def]phenanthrene as prepared in Example 2 and 53 mg (0.1 mmol) of 3,7-dibromo-10-[4-(2-ethylhexyloxy)-phenyl]-10,10a-dihydro-4aH-phenoxazine, which is a dibromophenoxazine derivative in 8 ml of toluene was added to the reaction mixture. The reaction mixture was refluxed at 70° C. for 24 hours and cooled to room temperature. The reactant was treated with an acid solution, e.g., a mixed solution comprising HCl, acetone and methanol in a volume ratio of 1:1:2, giving precipitates. The precipitates were purified with toluene and methanol, followed by treatment using a soxhlet extractor,

11

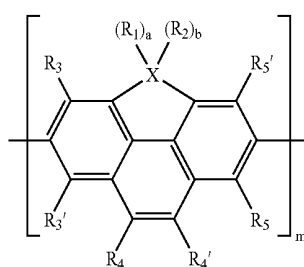
giving the final product at 65% yield. Using GPC analysis, the number average molecular weight of the final product was approximately 56,000.

PL and color purity characteristics of the poly(dioctylcyclopentaphenanthrene-CO-phenoxazine) is shown FIGS. 1 and 2. Referring to FIG. 1, the poly(dioctylcyclopentaphenanthrene-CO-phenoxazine) has a maximum emission peak at 365 nm. The color purity of the poly(dioctylcyclopentaphenanthrene-CO-phenoxazine) at this wavelength is CIE(x,y): 0.16, 0.25 in an NTSC chromaticity coordinate system.

The cyclopentaphenanthrene-based compound offers significant processing advantages, such as easy processibility, high solubility, superior color purity, color stability, thermal stability and so on. Furthermore, the compound of the present invention may be advantageously used not only as a material for forming an organic layer of an organic electroluminescence device, particularly, a light-emitting layer, but also as a material of an organic pigment or nonlinear optical substance.

What is claimed is:

1. A cyclopentaphenanthrene-based compound represented by Formula 1,



Formula 1

wherein X is C, N, O, or S, where when X is C, a and b are both 1, when X is N, one of a and b is 0, and when X is O or S, a and b are both 0;

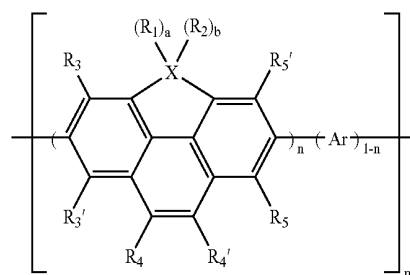
wherein R₁ and R₂ are each selected from the group consisting of hydrogen, a substituted or unsubstituted C₁-C₃₀ alkyl, a substituted or unsubstituted C₃-C₃₀ cycloalkyl, a substituted or unsubstituted C₁-C₃₀ alkoxy, a substituted or unsubstituted C₆-C₃₀ aryl, a substituted or unsubstituted C₆-C₃₀ aryloxy, a substituted or unsubstituted C₆-C₃₀ arylalkyl, a substituted or unsubstituted C₂-C₃₀ heteroaryl, a substituted or unsubstituted C₆-C₃₀ heteroaryloxy, and a substituted or unsubstituted C₂-C₃₀ heteroaryloxy group; or wherein R₁ and R₂ are interconnected to form a saturated or unsaturated C₃-C₃₀ ring; R₃, R_{3'}, R₄, R_{4'}, R₅ and R_{5'} are each independently selected from the group consisting of a hydrogen, a hydroxy, a substituted or unsubstituted amino, a cyano, a halogen atom, a substituted or unsubstituted C₁-C₃₀ alkyl, a substituted or unsubstituted C₃-C₃₀ cycloalkyl, a substituted or unsubstituted C₁-C₃₀ alkoxy, a substituted or unsubstituted C₆-C₃₀ aryl, a substituted or unsubstituted C₆-C₃₀ arylalkyl, and a substituted or unsubstituted C₂-C₃₀ heteroaryl group;

wherein R₁ and R₂ are not both hydrogen; and

wherein m is an integer in the range of 2 to about 5,000.

2. A cyclopentaphenanthrene-based compound represented by Formula 2, wherein the compound comprises an arylene repeating unit (Ar),

12



Formula 2

wherein X is C, N, O or S, where when X is C, a and b are both 1, when X is N, one of a and b is 0, and when X is O or S, a and b are both 0;

wherein R₁ and R₂ are each selected from the group consisting of hydrogen, a substituted or unsubstituted C₁-C₃₀ alkyl, a substituted or unsubstituted C₃-C₃₀ cycloalkyl, a substituted or unsubstituted C₁-C₃₀ alkoxy, a substituted or unsubstituted C₆-C₃₀ aryl, a substituted or unsubstituted C₆-C₃₀ aryloxy, a substituted or unsubstituted C₆-C₃₀ arylalkyl, a substituted or unsubstituted C₂-C₃₀ heteroaryl, a substituted or unsubstituted C₆-C₃₀ heteroaryloxy, and a substituted or unsubstituted C₂-C₃₀ heteroaryloxy group; or wherein R₁ and R₂ are interconnected to form a saturated or unsaturated C₃-C₃₀ ring; R₃, R_{3'}, R₄, R_{4'}, R₅ and R_{5'} are each independently selected from the group consisting of a hydrogen, a hydroxy, a substituted or unsubstituted amino, a cyano, a halogen atom, a substituted or unsubstituted C₁-C₃₀ alkyl, a substituted or unsubstituted C₃-C₃₀ cycloalkyl, a substituted or unsubstituted C₁-C₃₀ alkoxy, a substituted or unsubstituted C₆-C₃₀ aryl, a substituted or unsubstituted C₆-C₃₀ arylalkyl, and a substituted or unsubstituted C₂-C₃₀ heteroaryl group;

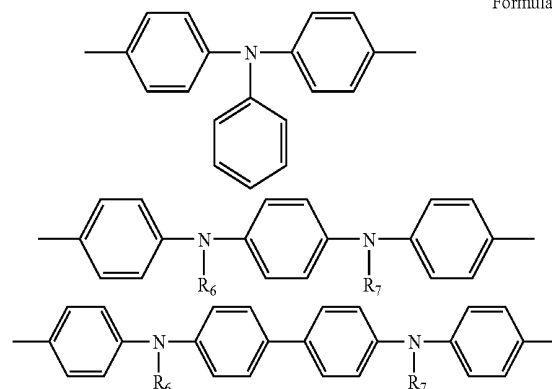
wherein R₁ and R₂ are not both hydrogen;

wherein m is an integer in the range of 2 to about 5,000;

wherein Ar is a substituted or unsubstituted C₆-C₃₀ arylene, or a substituted or unsubstituted C₂-C₃₀ heteroarylene group; and

wherein n is a real number in the range of about 0.01 to about 1.

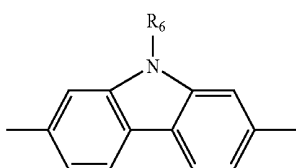
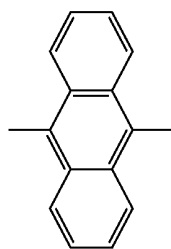
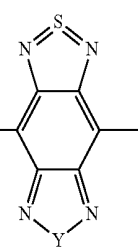
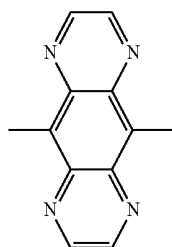
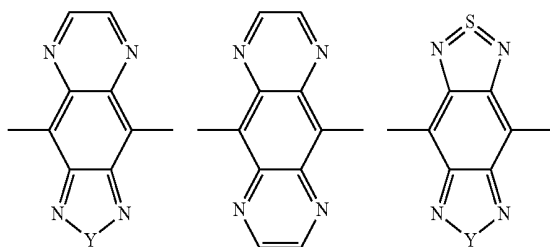
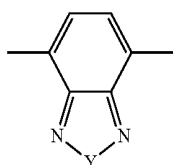
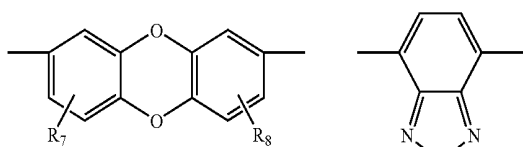
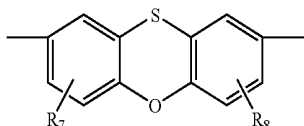
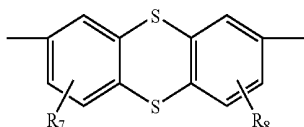
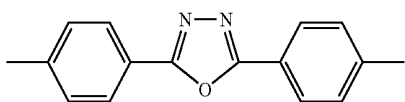
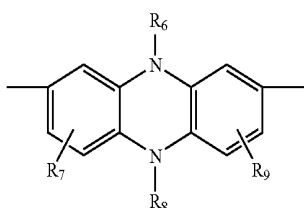
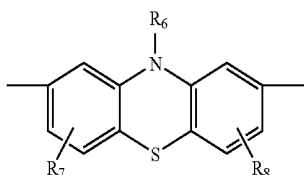
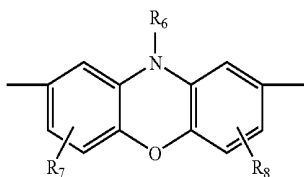
3. The cyclopentaphenanthrene-based compound of claim 2, wherein the Ar unit has a structure selected from the group consisting of structures represented by Formula 3:



Formula 3

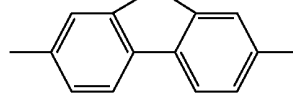
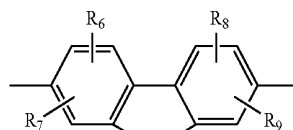
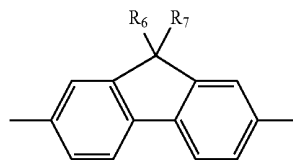
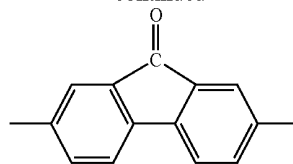
13

-continued



14

-continued

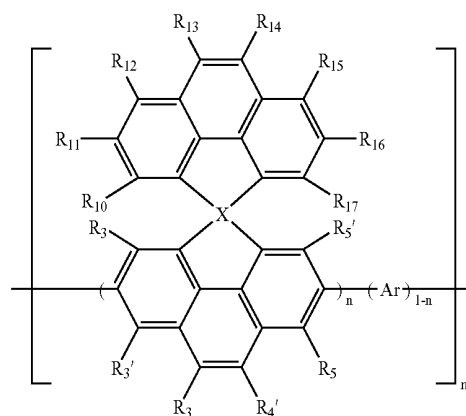


wherein Y is O or S; and

wherein R₆, R₇, R₈ and R₉ are each independently selected from the group consisting of a hydrogen, a hydroxyl, a substituted or unsubstituted amino, a cyano, a halogen atom, a substituted or unsubstituted C₁-C₃₀ alkyl, a substituted or unsubstituted C₃-C₃₀ cycloalkyl, a substituted or unsubstituted C₁-C₃₀ alkoxy, a substituted or unsubstituted C₆-C₃₀ aryl, and a substituted or unsubstituted C₂-C₃₀ heteroaryl group.

4. The cyclopentaphenanthrene-based compound of claim 2 represented by Formula 4,

Formula 4

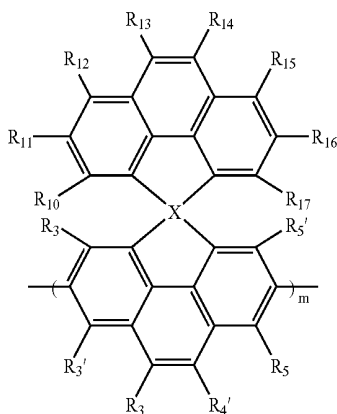


wherein R₁₀, R₁₁, R₁₂, R₁₃, R₁₄, R₁₅, R₁₆, and R₁₇ are each independently selected from the group consisting of a hydrogen, a hydroxy, a substituted or unsubstituted amino, a cyano, a halogen atom, a substituted or unsubstituted C₁-C₃₀ alkyl, a substituted or unsubstituted C₃-C₃₀ cycloalkyl, a substituted or unsubstituted C₁-C₃₀ alkoxy, a substituted or unsubstituted C₆-C₃₀ aryl, a substituted or unsubstituted C₆-C₃₀ aryloxy, a substituted or unsubstituted C₆-C₃₀ arylalkyl, a substi-

15

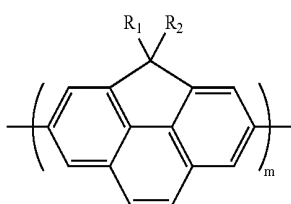
tuted or unsubstituted C₂-C₃₀ heteroaryl, and a substituted or unsubstituted C₂-C₃₀ heteroaryloxy group.

5. The cyclopentaphenanthrene-based compound of claim 1 represented by Formula 5,



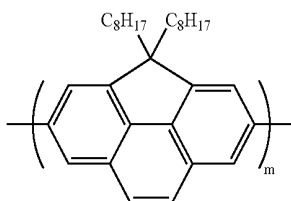
wherein R₁₀, R₁₁, R₁₂, R₁₃, R₁₄, R₁₅, R₁₆, and R₁₇ are each independently selected from the group consisting of a hydrogen, a hydroxy, a substituted or unsubstituted amino, a cyano, a halogen atom, a substituted or unsubstituted C₁-C₃₀ alkyl, a substituted or unsubstituted C₃-C₃₀ cycloalkyl, a substituted or unsubstituted C₁-C₃₀ alkoxy, a substituted or unsubstituted C₆-C₃₀ aryl, a substituted or unsubstituted C₆-C₃₀ aryloxy, a substituted or unsubstituted C₆-C₃₀ arylalkyl, a substituted or unsubstituted C₂-C₃₀ heteroaryl, and a substituted or unsubstituted C₂-C₃₀ heteroaryloxy group.

6. The cyclopentaphenanthrene-based compound of claim 1 represented by Formula 6,



wherein R₁ and R₂ are each independently a substituted or unsubstituted C₁-C₁₂ alkyl group.

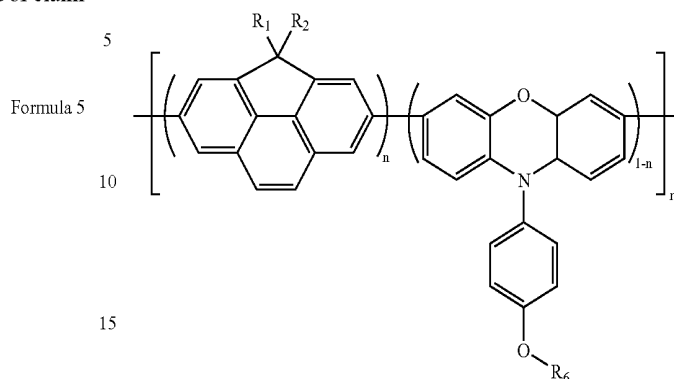
7. The cyclopentaphenanthrene-based compound of claim 6 represented by Formula 7,



8. The cyclopentaphenanthrene-based compound of claim 2 represented by Formula 8,

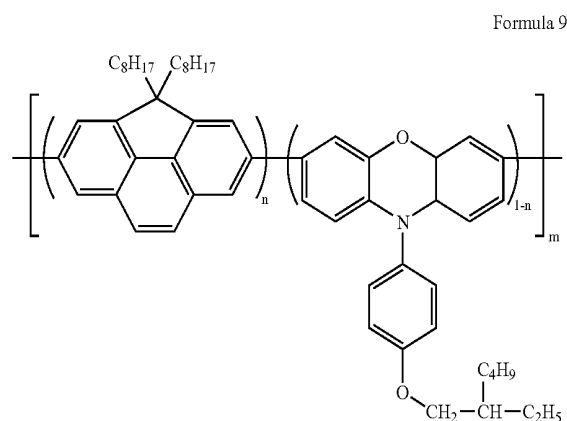
16

Formula 8

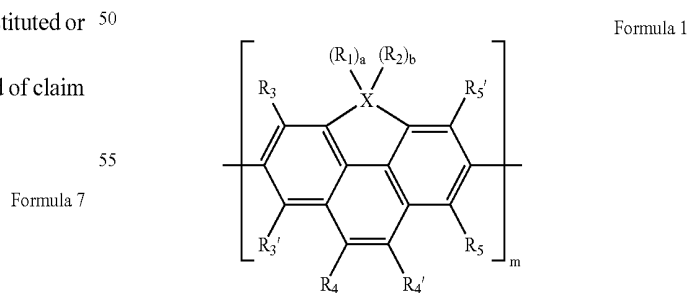


wherein R₁, R₂ and R₆ are each independently a substituted or unsubstituted C₁-C₁₂ alkyl group; and wherein n is a real number in the range of about 0.01 to about 0.99.

9. The cyclopentaphenanthrene-based compound of claim 8 represented by Formula 9,



10. An organic electroluminescent device, comprising: an organic layer between a pair of electrodes, wherein the organic layer comprises a cyclopentaphenanthrene-based compound of:



wherein X is C, N, O or S, where when X is C, a and b are both 1, when X is N, one of a and b is 0, and when X is O or S, a and b are both 0;

wherein R₁ and R₂ are each independently selected from the group consisting of a hydrogen, a substituted or unsubstituted C₁-C₃₀ alkyl, a substituted or unsubstituted

17

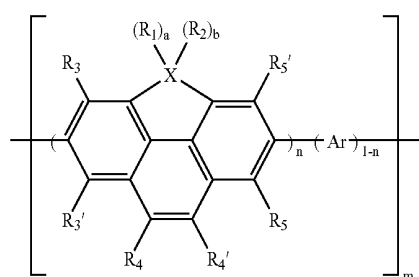
tuted C₃-C₃₀ cycloalkyl, a substituted or unsubstituted C₁-C₃₀ alkoxy, a substituted or unsubstituted C₆-C₃₀ aryl, a substituted or unsubstituted C₆-C₃₀ aryloxy, a substituted or unsubstituted C₆-C₃₀ arylalkyl, a substituted or unsubstituted C₂-C₃₀ heteroaryl, a substituted or unsubstituted C₆-C₃₀ heteroaryloxy, and a substituted or unsubstituted C₂-C₃₀ heteroaryloxy group, or R₁ and R₂ are interconnected to form a saturated or unsaturated C₃-C₃₀ ring; where R₃, R₃', R₄, R₄', R₅ and R₅' are each independently selected from the group consisting of a hydrogen, a hydroxy, a substituted or unsubstituted amino, a cyano, a halogen atom, a substituted or unsubstituted C₁-C₃₀ alkyl, a substituted or unsubstituted C₃-C₃₀ cycloalkyl, a substituted or unsubstituted C₁-C₃₀ alkoxy, a substituted or unsubstituted C₆-C₃₀ aryl, a substituted or unsubstituted C₆-C₃₀ arylalkyl, and a substituted or unsubstituted C₂-C₃₀ heteroaryl group; and

wherein m is an integer in the range of 2 to about 5,000.

11. The organic electroluminescence device of claim 10, wherein the organic layer is a light-emitting layer or a hole transport layer.

12. An organic electroluminescent device, comprising:

an organic layer between a pair of electrodes, wherein the organic layer comprises a cyclopentaphenanthrene-based compound of:



Formula 2

wherein X is C, N, O or S, where when X is C, a and b are both 1, when X is N, one of a and b is 0, and when X is O or S, a and b are both 0;

wherein R₁ and R₂ are each independently selected from the group consisting of a hydrogen, a substituted or unsubstituted C₁-C₃₀ alkyl, a substituted or unsubstituted C₃-C₃₀ cycloalkyl, a substituted or unsubstituted C₁-C₃₀ alkoxy, a substituted or unsubstituted C₆-C₃₀ aryl, a substituted or unsubstituted C₆-C₃₀ aryloxy, a substituted or unsubstituted C₆-C₃₀ arylalkyl, a substituted or unsubstituted C₂-C₃₀ heteroaryl, a substituted or unsubstituted C₆-C₃₀ heteroaryloxy and a substituted or unsubstituted C₂-C₃₀ heteroaryloxy group, or R₁ and R₂ are interconnected to form a saturated or unsaturated C₃-C₃₀ ring; where R₃, R₃', R₄, R₄', R₅ and R₅' are each independently selected from the group consisting of a hydrogen, a hydroxy, a substituted or unsubstituted amino, a cyano, a halogen atom, a substituted or unsubstituted C₁-C₃₀ alkyl, a substituted or unsubstituted C₃-C₃₀ cycloalkyl, a substituted or unsubstituted C₁-C₃₀ alkoxy, a substituted or unsubstituted C₆-C₃₀ aryl, a substituted or unsubstituted C₆-C₃₀ arylalkyl, and a substituted or unsubstituted C₂-C₃₀ heteroaryl group;

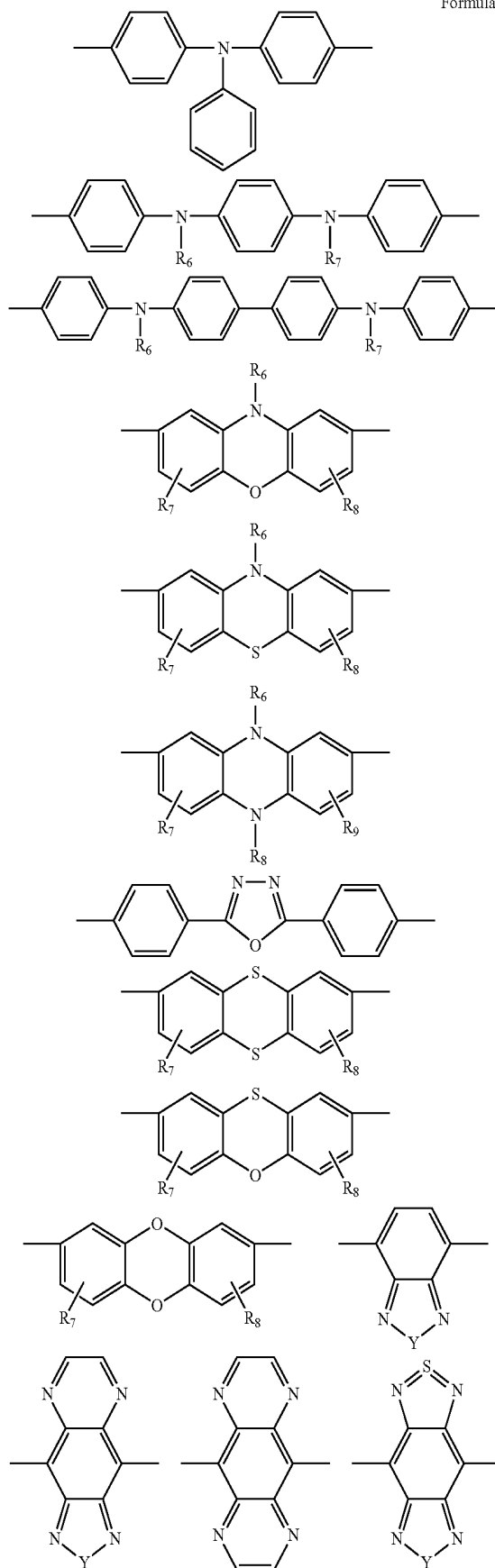
wherein m is an integer in the range of 2 to about 5,000; wherein Ar is a substituted or unsubstituted C₆-C₃₀ arylene, or a substituted or unsubstituted C₂-C₃₀ heteroarylene group; and

wherein n is a real number in the range of about 0.01 to about 1.

18

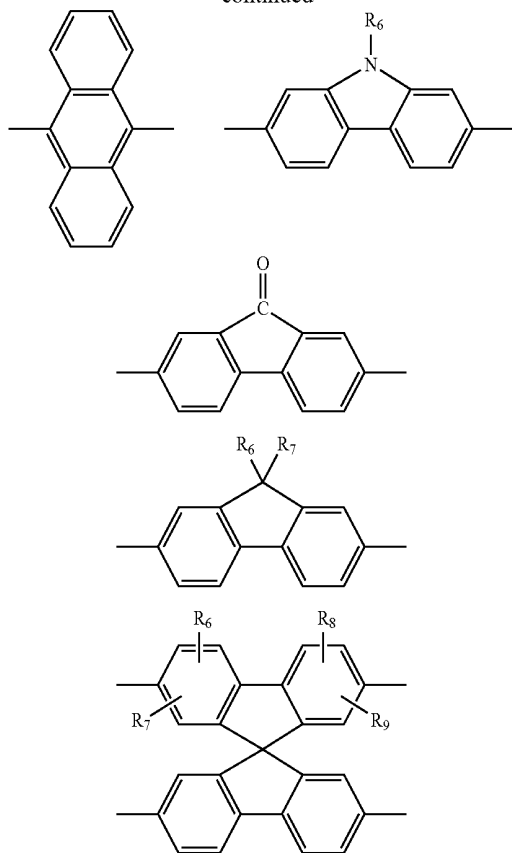
13. The organic electroluminescence device of claim 12, wherein the Ar unit has a structure selected from the group consisting of:

Formula 3



19

-continued

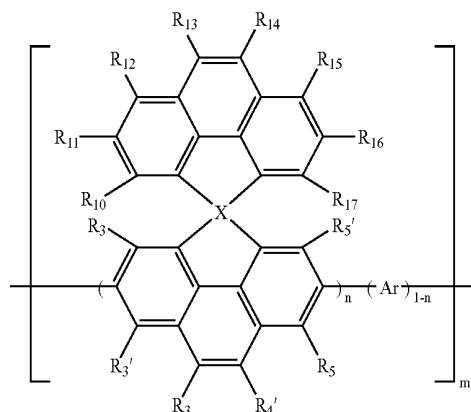


wherein Y is O or S; and

wherein R_6 , R_7 , R_8 and R_9 are each independently 35
 selected from the group consisting of a hydrogen, a
 hydroxyl, a substituted or unsubstituted amino, a
 cyano, a halogen atom, a substituted or unsubstituted
 C_1 - C_{30} alkyl, a substituted or unsubstituted C_3 - C_{30}
 cycloalkyl, a substituted or unsubstituted C_1 - C_{30}
 alkoxy, a substituted or unsubstituted C_6 - C_{30} aryl, and
 a substituted or unsubstituted C_2 - C_{30} heteroaryl group. 40

14. The organic electroluminescence device of claim 12, 45
 wherein the cyclopentaphenanthrene-based compound is
 represented by Formula 4,

Formula 4



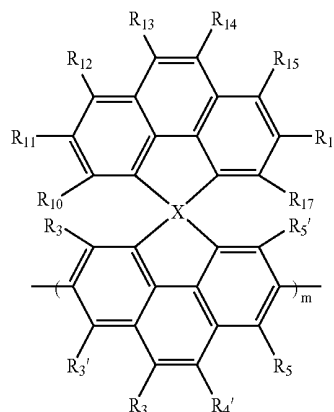
wherein R_{10} , R_{11} , R_{12} , R_{13} , R_{14} , R_{15} , R_{16} , and R_{17} are 65
 each independently selected from the group consisting
 of a hydrogen, a hydroxy, a substituted or unsubstituted

20

amino, a cyano, a halogen atom, a substituted or
 unsubstituted C_1 - C_{30} alkyl, a substituted or unsubstituted
 C_3 - C_{30} cycloalkyl, a substituted or unsubstituted
 C_1 - C_{30} alkoxy, a substituted or unsubstituted C_6 - C_{30}
 aryl, a substituted or unsubstituted C_6 - C_{30} aryloxy, a
 substituted or unsubstituted C_6 - C_{30} arylalkyl, a substi-
 tuted or unsubstituted C_2 - C_{30} heteroaryl, and a substi-
 tuted or unsubstituted C_2 - C_{30} heteroaryloxy group. 5
 10

15. The organic electroluminescence device of claim 10,
 wherein the cyclopentaphenanthrene-based compound is
 represented by Formula 5,

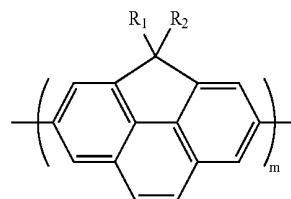
Formula 5



wherein R_{10} , R_{11} , R_{12} , R_{13} , R_{14} , R_{15} , R_{16} , and R_{17} are
 each independently selected from the group consisting
 of a hydrogen, a hydroxy, a substituted or unsubstituted
 amino, a cyano, a halogen atom, a substituted or
 unsubstituted C_1 - C_{30} alkyl, a substituted or unsubstituted
 C_3 - C_{30} cycloalkyl, a substituted or unsubstituted
 C_1 - C_{30} alkoxy, a substituted or unsubstituted C_6 - C_{30}
 aryl, a substituted or unsubstituted C_6 - C_{30} aryloxy, a
 substituted or unsubstituted C_6 - C_{30} arylalkyl, a substi-
 tuted or unsubstituted C_2 - C_{30} heteroaryl, and a substi-
 tuted or unsubstituted C_2 - C_{30} heteroaryloxy group. 20
 25
 30

16. The organic electroluminescence device of claim 10,
 wherein the cyclopentaphenanthrene-based compound is
 represented by Formula 6,

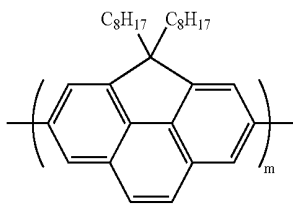
Formula 6



wherein R_1 and R_2 are each independently a substituted or
 unsubstituted C_1 - C_{12} alkyl group. 55
 60

17. The organic electroluminescence device of claim 16,
 wherein the cyclopentaphenanthrene-based compound is
 represented by Formula 7,

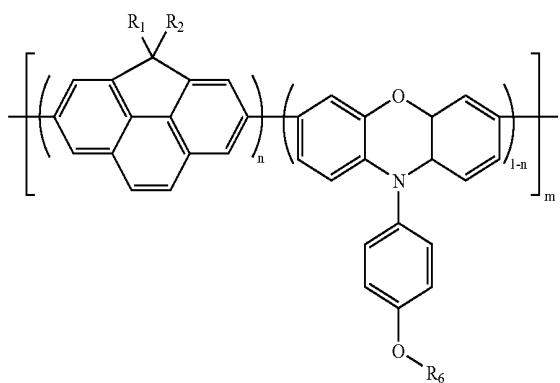
21



Formula 7

5

18. The organic electroluminescence device of claim 12, wherein the cyclopentaphenanthrene-based compound is represented by Formula 8,



Formula 8

20

25

30

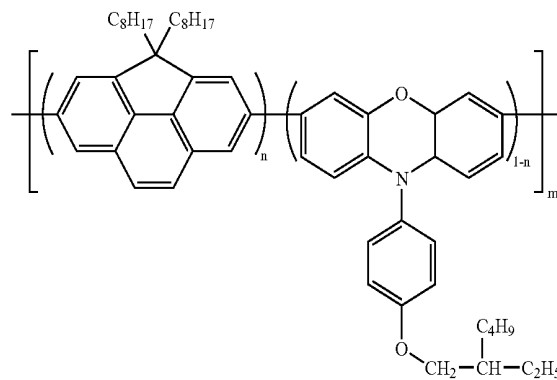
22

wherein R₁, R₂ and R₆ are each independently a substituted or unsubstituted C₁-C₁₂ alkyl group; and wherein n is a real number in the range of about 0.01 to about 0.99.

19. The organic electroluminescence device of claim 18, wherein the cyclopentaphenanthrene-based compound is represented by Formula 9,

10

Formula 9



15

20

30

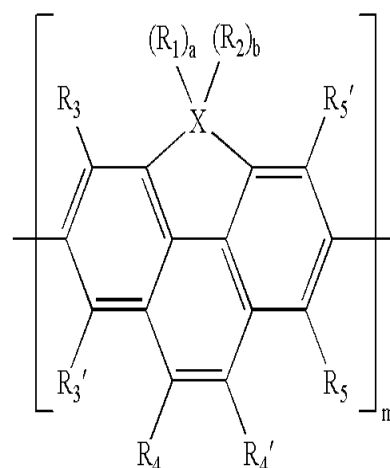
where n is a real number in the range of about 0.01 to about 0.99; and m is an integer in the range of 2 to about 5,000.

* * * * *

专利名称(译)	基于环戊基萘的化合物和使用其的有机电致发光器件		
公开(公告)号	US7309532	公开(公告)日	2007-12-18
申请号	US10/954302	申请日	2004-10-01
申请(专利权)人(译)	三星SDI CO. , LTD.		
当前申请(专利权)人(译)	三星DISPLAY CO. , LTD.		
[标]发明人	KIM KYU SIK SOHN BYUNG HEE PU LYONG SUN SON JHUN MO PARK SANG HOON LEE JI HOON PAEK WOON JUNG		
发明人	KIM, KYU-SIK SOHN, BYUNG-HEE PU, LYONG-SUN SON, JHUN-MO PARK, SANG-HOON LEE, JI-HOON PAEK, WOON-JUNG		
IPC分类号	H01L51/54 C09K11/06 H01L51/50 C07C13/66 C07C13/72 C08G61/00 C08G61/02 C08G61/12 C08G73/02 C08G73/08 H01L51/00 H05B33/14		
CPC分类号	C08G61/02 C08G61/124 C08G61/125 C08G61/126 C08G73/02 C08G73/0273 C08G73/08 C09K11/06 H01L51/0035 H01L51/0036 H01L51/0043 H05B33/14 C08G61/122 Y10S428/917 C09K2211/1416 C09K2211/1475 H01L51/0052 H01L51/0069 H01L51/0071 H01L51/5012 H01L51/5048		
优先权	1020030068613 2003-10-02 KR		
其他公开文献	US20050106418A1		
外部链接	Espacenet USPTO		

摘要(译)

本发明涉及基于环戊基的化合物和使用其的有机电致发光器件。特别地，基于环戊基的化合物提供了若干优点，包括易加工性，高溶解性，优异的色纯度，颜色稳定性和热稳定性。此外，环戊基萘基化合物不仅可以用作形成有机电致发光器件的有机层的材料，特别是发光层，而且可以用作有机颜料或非线性光学物质的材料。



Formula 1